


RESTROOM SPECIALIST CLEANING SYSTEM

Project Cleaning Procedure



Prepare Cart:

Load clean red MicroWipe, yellow MicroWipe with red border and MicroMops 15.0 or 7.0 on the cart. Load paper products and refill materials. Do cart inventory.



Prepare Area:

Fill front section "B" of divided bucket with 4 gallons of water and 8 ounces of all purpose disinfectant. Place one gallon of clean rinse water in back section "A" of bucket.



Open door and set up sign.




Put personal protective equipment on: Goggles and Gloves.

PREPARE THE ABOVE ITEMS BEFORE STARTING THE DAILY CLEANING PROCEDURE.

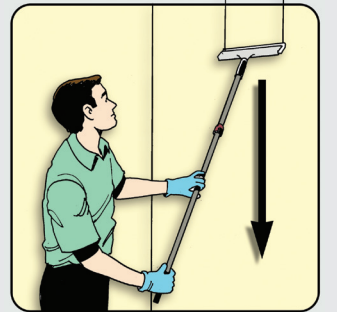
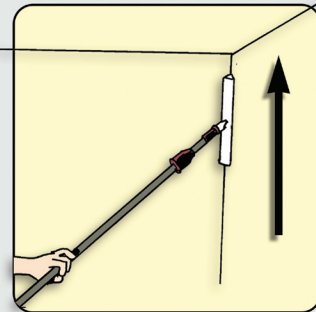
1. Wall Cleaning. Apply and scrub bottom to top. Remove top to bottom.



Products used to apply:
Mop Combo (COMBR) with germicidal solution

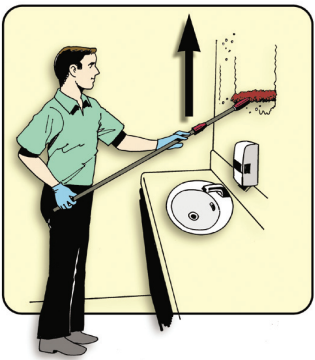


Products used to scrub: Choice of ErgoWasher 18" (EC45R) or Mop (SM40R) for extra reach use 4-1/2 foot ErgoPole (HH13R), for difficult areas use SwivelBrush (SB20R) and for corners use the SwivelCornerBrush (CB20R)



Products used to wipe: ErgoWall Squeegee with Acme Handle (EW35R) ErgoPole (HH13R)

2. Clean mirrors. Apply and scrub bottom to top, remove top to bottom with overlapping squeegee strokes.



Products used to apply and scrub:
ErgoWasher 18" (EC45R) for extra reach use 4-1/2 foot ErgoPole (HH13R)



Products used to remove:
14" ErgoTec Squeegee (ES35R) with 4-1/2 foot ErgoPole (HH13R) or ErgoTelePole (EP24R)

3. Clean stalls and partitions. Apply and scrub bottom to top, remove top to bottom with overlapping strokes.



Products used to apply and scrub:
ErgoWasher 18" (EC45R)



Products used to remove:
14" ErgoWall Squeegee (EW35R)

4. Floor Cleaning. Apply and scrub with germicidal solution, remove with squeegee toward floor drain or Mop (SM40R).



Products used to apply and scrub: Bristle side of 18" Sanitary Brush (PB45R) with 4-1/2 foot ErgoPole (HH13R), for difficult areas use the SwivelBrush (SB20R) and for corners use the SwivelCornerBrush (CB20R).



Products used to remove: Squeegee side of 18" Sanitary Brush (PB45R) with 4-1/2 foot ErgoPole (HH13R), move waste liquid to floor drain or if no drain is available lift with Mop (SM40R).



Quality Tools for Smart Cleaning

Unger Enterprises, Inc.
425 Asylum Street
Bridgeport, Connecticut 06610
Tel.: 800 431 2324
Fax: 800 367 1988
unger@ungerglobal.com
www.ungerglobal.com
P.5M MM 06/02B Lit. #11434